

TIMBER

PRODUCT SELECTION GUIDE



TIMBER GRADE

Grading is distinguished by selective gum veins, spirals, burls, insect trails and other natural features that give timber floors a unique character, as individual as a signature.

Enviro Floors Timber flooring is not graded for colour variation or grain patterns as they form part of the natural beauty of timber flooring.



CLASSIC GRADE

A subtle feature grade of timber flooring that provides a low level of natural features. The low levels of natural feature present the floor with a uniform look that is best suited to modern, minimalist styles.



STANDARD AND BETTER GRADE

Carefully graded to include the most interesting and moderate features of Australiana grade flooring. This grade offers a minimum level of natural features best suited to a modern style.



AUSTRALIANA GRADE

Graded to include the most interesting and moderate natural features to enhance the look of a timber floor.



TIMBER SPECIES



Australian Beech

A beautiful combination of highland timbers. A unique palette that ranges from pale brown and golden hues to a light cream with a slightly pink tint.



Blackbutt

A commonly grown hardwood that has attractive colouring from cream to pale brown and an occasional tinge of subtle pink.



Brushbox

Sought after for its unique properties and aesthetic qualities. A fine and even texture varying from pale pinkish grey to rich reddish brown.




Flooded (Rose) Gum

Prized for its unique, soft rose tones varying from pale pink to soft reds and red browns. It has a straight grain and the occasional natural scribble pattern.




Forest Reds

A blend of various sized hardwoods harvested from coastal regions. From pale pinks to deep reds, which when blended in flooring, give any venue a warm and luxurious look.



Ironbark

A stunning array of timber hues from pale brown to dark chocolate brown as well as dark red. The grain is usually interlocked, with a moderately coarse surface texture.



Red Mahogany

A classic timber with subtle changes of colour from a mix of pale tones of sapwood to the dark, rich red colouring that is unique to the Red Mahogany species.



River Reds

A mix of pale pink to soft red brown with a straight grain and a moderately coarse and even texture. Used for various outdoor applications such as decking and fencing.




Spotted Gum

A soft mottled colour that varies from pale grey browns and soft creams to rich chocolate brown.



Sydney Blue Gum

A well-known east coast timber. It has a straight grain that is sometimes interwoven. Its distinctive colour varies from soft pinks to dark pinks and red toned browns.



Tallowwood

An exceptionally durable hardwood with unique colour and grain structure. It is predominately yellowish brown with a tinge of olive green and beautiful growth rings visible.



Turpentine

is a highly durable hardwood species. In colour, it varies in hues of reddish-brown through to deep chocolate. It has a straight grain and a coarse but evenly textured surface area.



ENGINEERED FLOORING



Blackbutt



Spotted Gum



Blue Gum



CARE AND MAINTENANCE

ACCLIMATISATION

Timber is a natural (hygroscopic) material. For this reason, solid timber floors may need to be acclimatised to their new local environment before installation. In the home, various conditions such as heaters, air conditioning or direct sunlight can affect the moisture content of the floor.

INSTALLATION

Enviro Floors recommends that a qualified professional timber flooring contractor handles the installation as well as the sanding and finishing of a new hardwood timber floor. Ask a local timber flooring retailer for a recommended contractor.

CARE AND MAINTENANCE

Flooring maintenance tips

A timber floor represents a long-term investment. With proper care and maintenance a hardwood timber floor should continue to look good and wear well for many years.

- Use dirt trapping mats at all exterior doors to minimise dirt and grit. Sweep regularly.
- Fit protective pads to the base of chairs and tables so floors don't get scuffed. If you have furniture with castors use barrel castors rather than ball castors.
- Move rugs from time-to-time to protect the floor from direct sunlight.
- Avoid high heeled shoes that can dent the floor's surface.

Floor cleaning tips

- Regularly vacuum with a soft bristle head or an electrostatic attachment, or sweep with an electrostatic mop.
- For stubborn dirt, mop the floor using a well wrung mop. Dry immediately after mopping with a clean cotton towel, to remove any excess moisture from the floor. A pH neutral floor cleaner can help remove stubborn dirt (use as per manufacturer's instructions).
- Never clean a floor with common household detergents, polishes, steel wool pads, wax or similar products. Never use Methylated Spirits or Kerosene, as any type of petroleum distillate will degrade the coating and irreversibly dull the floor. Only use a pH neutral floor cleaner as per manufacturer's instructions.
- Use only quality lint-free mops and thoroughly wash new mops to remove any lint.
- Over wetting a floor when mopping or cleaning can change the moisture balance and cause a floor to expand, which may result in cupping. Ensure that the mops and cloths are well wrung.
- Steam mops are not recommended for cleaning timber floors. Steam (moisture) is forced into the joints of the timber and any small incisions, breaks or cracks on the timber floor surface resulting in unusual reactions in the timber such as cupping. The heat from the steam mop could also cause damage to the coating on the floor.

Decking

When hardwood decking is exposed to the elements it will naturally turn a soft silver-grey. To preserve the colour of the timber species and improve the life of the deck, apply a decking finish to the exposed surfaces. Reapply according to the manufacturer's instructions.

After installation, the deck must be swept and cleaned to remove metal filings from drilling, nailing or other construction that may cause black spots on the deck when exposed to the elements. If the deck has turned grey from natural weathering or has been discoloured due to metal filings, a solution of oxalic acid crystals mixed with water will help bring it back to its original beauty.

Decking can be coated prior to installation or immediately after for non-tannin rich timbers such as Blackbutt and Spotted Gum.





For full installation or care and maintenance information, please contact Enviro Floors sales@envirofloors.com.au